

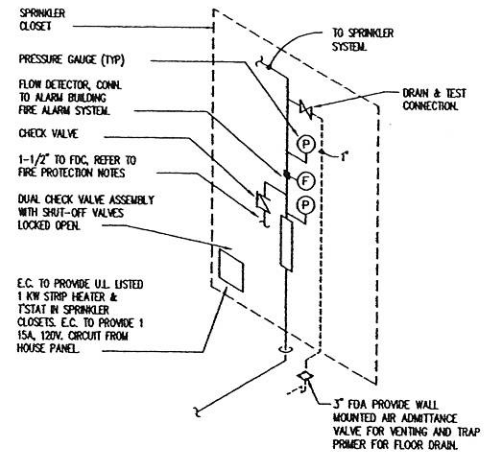
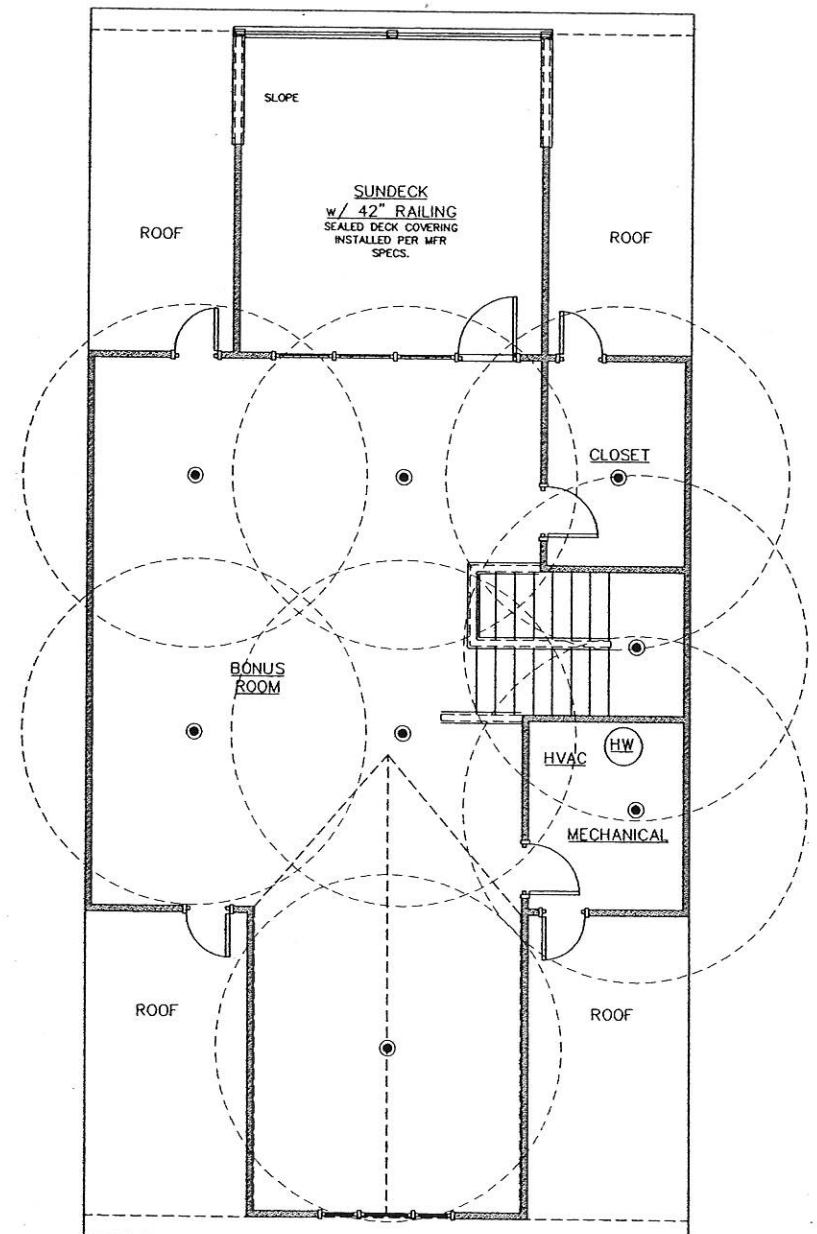


- FIRE PROTECTION GENERAL NOTES**
- THE FIRE PROTECTION OF THIS BUILDING SHALL BE IN ACCORDANCE WITH STATE AND LOCAL CODES AND SHALL CONFORM TO NFPA LIST GENERAL REQUIREMENTS AND IN FULL COMPLIANCE WITH LOCAL AMENDMENTS AND COUNTY FIRE MARSHAL.
 - THE CONTRACTOR SHALL PRODUCE SHOP DRAWINGS OF A LSW SYSTEM SHOWING COORDINATION WITH ALL STRUCTURAL AND HVAC COMPONENTS.
 - THE CONTRACTOR SHALL PRODUCE HIS OWN HYDRAULICALLY DESIGNED SYSTEM FOR REVIEW AND APPROVAL BY THE LOCAL FIRE MARSHALS OFFICE AND ARCHITECT FOR USE ON THIS PROJECT.
 - SPRINKLER SYSTEM DESIGN SHALL BE BASED ON THE FOLLOWING CRITERIA:
 - SPACING OF HEADS: 16'-0" PONDANT
 - TYPE OF PIPE: GREY POLYETHYLENE "BLAZEMASTER", OR APPROVED EQUAL
 - TYPE OF FASTENING OF PIPE: HEAT FUSION
 - TYPE OF BACKFLOW PREVENTION: DUAL CHECK VALVE
 - SIZE OF MAIN LINE AT STREET: REFER TO CIVIL DRAWINGS
 - SIZE OF BRANCH LINES: 1/2"
 - TYPE AND DEGREE OF HEADS USED: RESIDENTIAL, WHITE PERMANT WITH WHITE ESCUTCHION PLATES, 165' F. RATED OR EQUAL
 - FLOW VERIFICATION SHALL BE PERFORMED BY THE CONTRACTOR PRIOR TO CALLING FIRE MARSHALS OFFICE FOR APPROVEMENT FOR INSPECTORS FLOW TEST
 - HEAD SPACING CRITERIA SHALL BE AS FOLLOWS:
 - NO MORE THAN 8'-0" OFF WALL
 - NO LESS THAN 8'-0" APART
 - NO MORE THAN 16'-0" APART
 - NO LESS THAN 1'-6" FROM THE RANGE FOOTPRINT
 - NO LESS THAN 7'-0" IN FRONT OF OR 3'-0" TO THE SIDE OF A RECESSED PENDANT
 - FOR WATER FLOW DATA SEE CIVIL PLANS.
 - FIRE DEPARTMENT CONNECTION TO BE BRASS OR AS ALLOWED BY LOCAL AUTHORITY HAVING JURISDICTION.

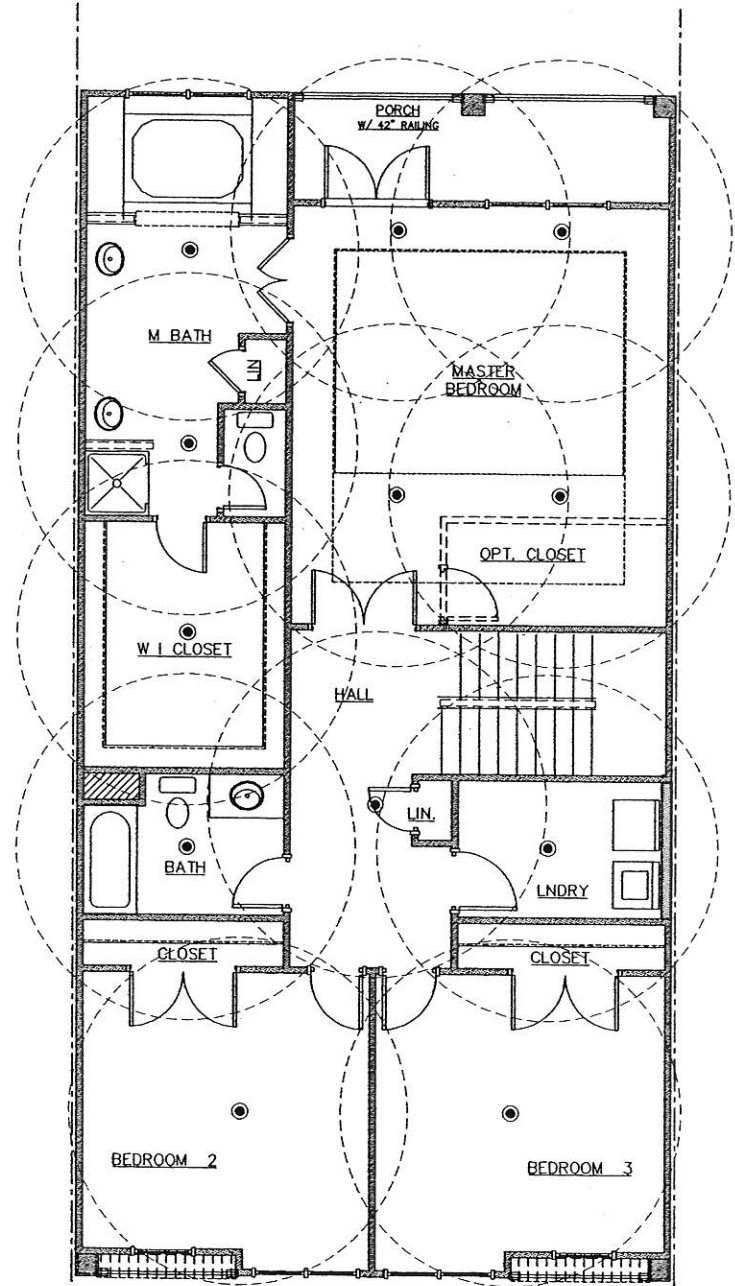


URBAN
Architectural
1242 Mann Drive, Suite 200
Matthews North Carolina 28105
www.urbanarchitecturalgrp.com
P: 704.841.1899 F: 704.841.8440

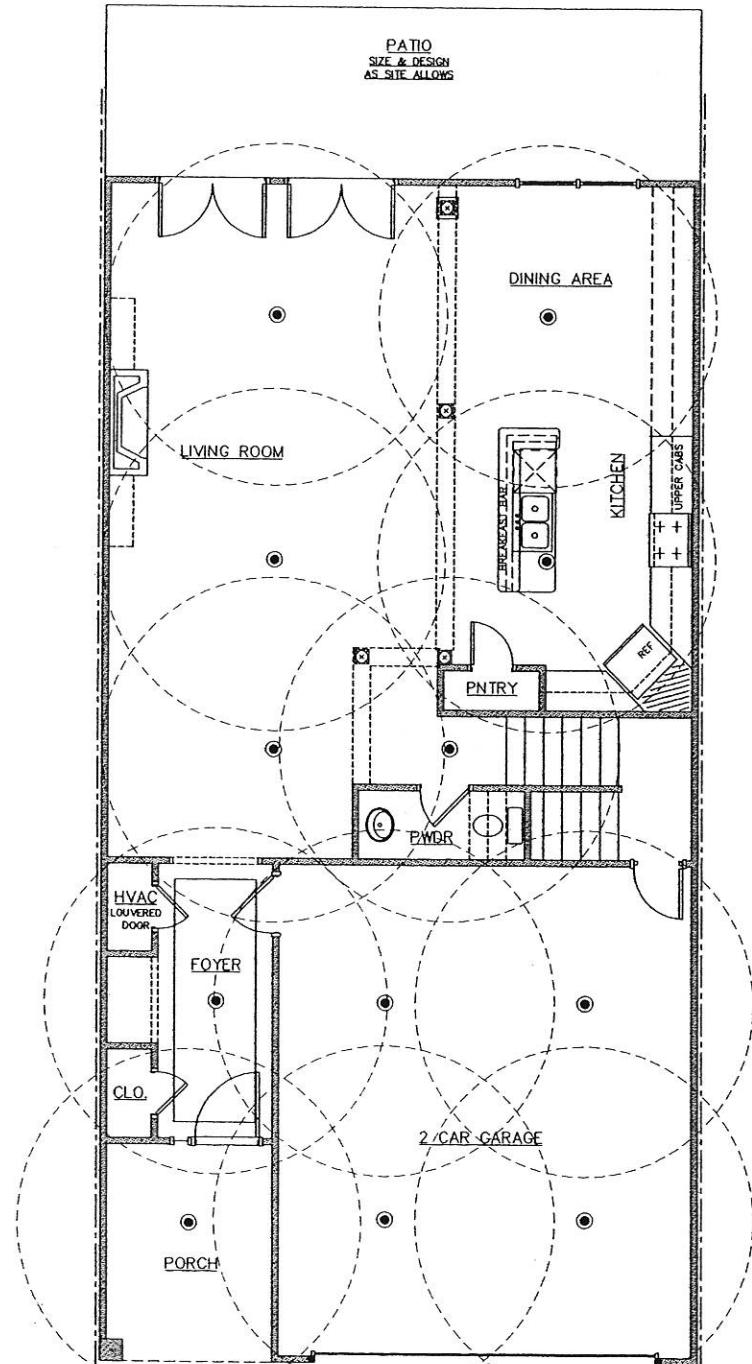
These drawings are an instrument of service provided by Urban Architectural Group, P.A.
© 2006 URBAN ARCHITECTURAL GROUP P.A.
All rights reserved. Unauthorized Reproduction Prohibited.



FLOOR PLAN - Third Floor Sprinkler Schematic



FLOOR PLAN - Second Floor Sprinkler Schematic



FLOOR PLAN - First Floor Sprinkler Schematic

LAKE SHORE TOWN HOMES
TEGA CAY, SC

UNIT -B-

DATE DRAWN	5 JUNE 2006
PROJECT NO.	2530
ISSUED FOR	PERMIT & CONSTRUCTION
DATE	5 JUNE 2006
Permit Revisions:	07/06/06